

UCI *All of Us* Research Program Researcher Newsletter

All of Us Research Program Researchers Convention

The *All of Us* Researchers Convention provides an opportunity for a broad spectrum of researchers using the *All of Us* Research Program data and tools offered through the Research Hub to showcase their work with colleagues, peers, and others who share a passion for advancing health research. The two-day virtual event will focus on researchers at various educational and professional career stages across two separate but linked events: the Minority Student Research Symposium (March 31) and Science Day (April 1).

Thursday March 31, 2022 to Friday April 1, 2022

[Register for Convention Here](#)

MONTHLY WEBINAR SERIES

Stress and the Impact on Nutrition

Dr. Karen Lindsay, PhD, RDN will discuss the impact of stress on nutrition. How does stress and anxiety influence eating behavior and metabolism of food? How does nutrition impact mood? She will also bring in practical tools that people can use to manage stress and eating behaviors.


Wed, March 2, 2022 at 12noon to 1pm

[Register for Webinar Here](#)

Review of February 3-4, 2022

All of Us Research Program Virtual Face-to-Face

The February 2022 Face-to-Face (F2F) Meeting was an exciting opportunity to come together as a consortium and celebrate the incredible things we have accomplished in 2021. We spent time on the first day highlighting some of our major milestones, including restarting enrollment in the midst of the pandemic. The second day we featured the progress of our Diversity, Equity, Inclusion, and Accessibility (DEIA) Working Group and hosted a number of interactive sessions that emphasized the scientific advancements of the program. See next page for highlights from the February 2022 Face-to-Face.



APPLY FOR DATA ACCESS

Join hundreds of researchers who are leveraging the *All of Us* data and tools to drive their work.

[APPLY NOW](#)

UCI Health

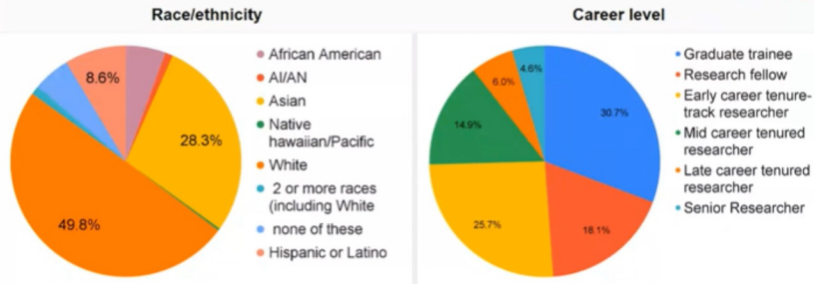
A Member of *All of Us* California



Diversity of Researcher Workbench Community

Diversity of Researcher Workbench Community

1,470+ Registered Researcher Workbench Users



409 DURAs, 298 Organizations, 14 HBCUs and 18 HSIIs

2021 Progress

Increased Enrollment:
Enrollment increased by 247% between Dec 2020 and Dec 2021

Increased Participant Engagement: Increased active retention from 38% to 50% in 2021

Sequencing Genomes and Returning Results to Participants: 193,000+ sequenced genomes

Researcher Workbench Users: 1,470+ Registered Researcher Workbench users

Coming Soon:

Returning Survey Data to Participants

- Minute Survey, COPE Survey

Health-Related Genetic Return of Results

- Hereditary disease risk (ACMG59), and Medicine and DNA (pharmacogenomics)
- Participants can choose results they want
- Hereditary disease risk results validated in clinical validation labs
 - All Hereditary Disease Risk results will be returned to through a genetic counselor, and we will offer confirmatory clinical genetic testing.


Coming Soon: Controlled Tier Data

More granular data

- Expanded sociodemographic data
- Real (unshifted) dates
- Expanded COVID-19 data

New data types

- **Genomics: Expected ~98,000 WGS + ~165,000 arrays**
- Derived social determinants of health
- Socioeconomic statistics (SES) factors



(future)

Future ancillary studies

Could recontact participants, use biospecimens, issue new surveys or DHT, enroll in clinical trials

(Coming 2022)



Researcher Workbench

ResearchAllOfUs.org/Apply/

(now)



Data Browser

databrowser.researchallofus.org
(public, no login required)